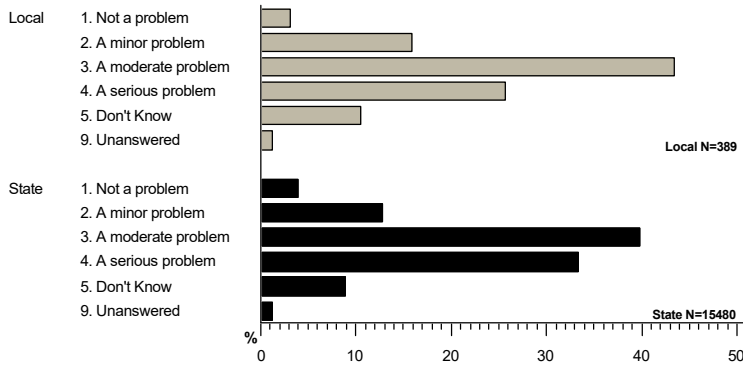


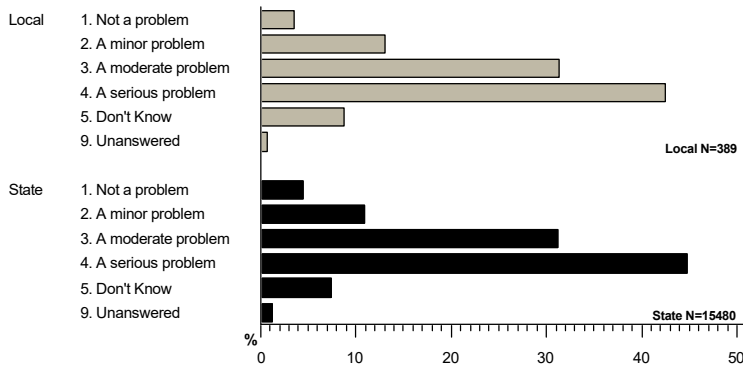
2018 Tumwater CPWI Community Survey Results
389 responses collected between 11/20/2018 and 12/16/2018

1a. How much of a problem do you think each of the following is among youth (6th – 12th grade) in your community? Alcohol use



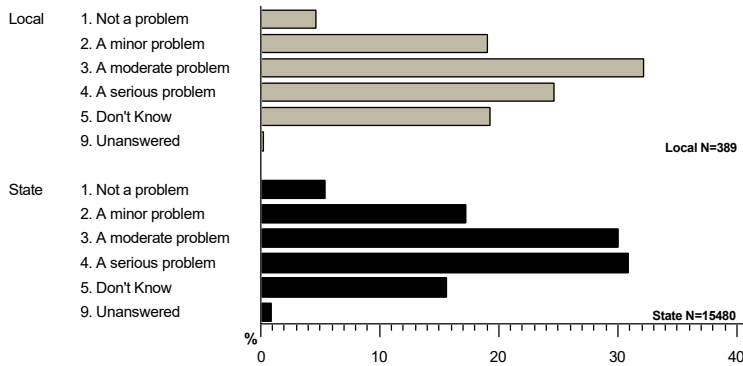
| Answer | Local | | State | |
|-----------------------|-------|------|-------|------|
| | Count | % | Count | % |
| 1. Not a problem | 12 | 3.1 | 617 | 4.0 |
| 2. A minor problem | 62 | 15.9 | 1972 | 12.7 |
| 3. A moderate problem | 169 | 43.4 | 6164 | 39.8 |
| 4. A serious problem | 100 | 25.7 | 5160 | 33.3 |
| 5. Don't Know | 41 | 10.5 | 1373 | 8.9 |
| 9. Unanswered | 5 | 1.3 | 194 | 1.3 |

1b. How much of a problem do you think each of the following is among youth (6th – 12th grade) in your community? Marijuana or hashish use (weed, hash, pot)



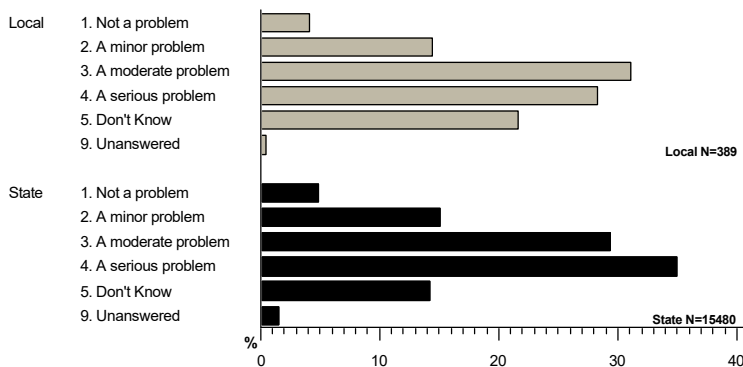
| Answer | Local | | State | |
|-----------------------|-------|------|-------|------|
| | Count | % | Count | % |
| 1. Not a problem | 14 | 3.6 | 698 | 4.5 |
| 2. A minor problem | 51 | 13.1 | 1680 | 10.9 |
| 3. A moderate problem | 122 | 31.4 | 4827 | 31.2 |
| 4. A serious problem | 165 | 42.4 | 6938 | 44.8 |
| 5. Don't Know | 34 | 8.7 | 1151 | 7.4 |
| 9. Unanswered | 3 | 0.8 | 186 | 1.2 |

1c. How much of a problem do you think each of the following is among youth (6th – 12th grade) in your community? Prescription drug misuse (using medication without a prescription or in a way other than prescribed)



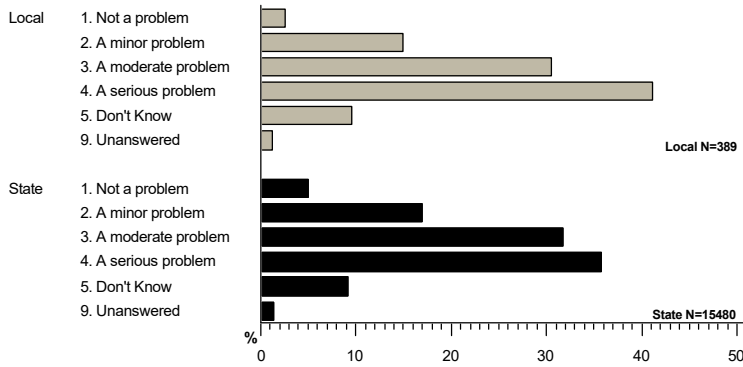
| Answer | Local | | State | |
|-----------------------|-------|------|-------|------|
| | Count | % | Count | % |
| 1. Not a problem | 18 | 4.6 | 844 | 5.5 |
| 2. A minor problem | 74 | 19.0 | 2661 | 17.2 |
| 3. A moderate problem | 125 | 32.1 | 4641 | 30.0 |
| 4. A serious problem | 96 | 24.7 | 4778 | 30.9 |
| 5. Don't Know | 75 | 19.3 | 2415 | 15.6 |
| 9. Unanswered | 1 | 0.3 | 141 | 0.9 |

1e. How much of a problem do you think each of the following is among youth (6th – 12th grade) in your community? Driving under the influence of alcohol, marijuana or other drugs



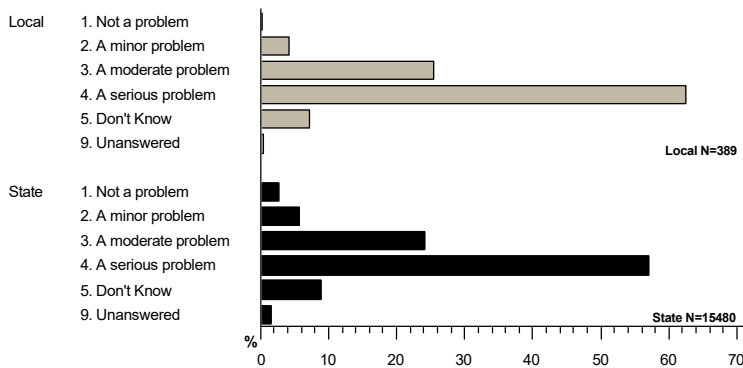
| Answer | Local | | State | |
|-----------------------|-------|------|-------|------|
| | Count | % | Count | % |
| 1. Not a problem | 16 | 4.1 | 747 | 4.8 |
| 2. A minor problem | 56 | 14.4 | 2334 | 15.1 |
| 3. A moderate problem | 121 | 31.1 | 4539 | 29.3 |
| 4. A serious problem | 110 | 28.3 | 5414 | 35.0 |
| 5. Don't Know | 84 | 21.6 | 2200 | 14.2 |
| 9. Unanswered | 2 | 0.5 | 246 | 1.6 |

1f. How much of a problem do you think each of the following is among youth (6th – 12th grade) in your community? Tobacco



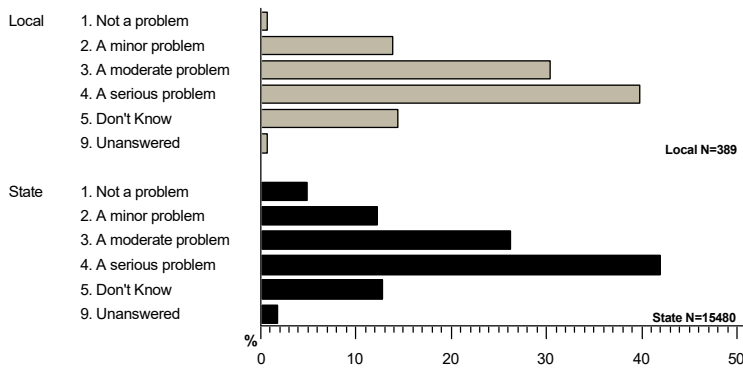
| Answer | Local | | State | |
|-----------------------|-------|------|-------|------|
| | Count | % | Count | % |
| 1. Not a problem | 10 | 2.6 | 770 | 5.0 |
| 2. A minor problem | 58 | 14.9 | 2618 | 16.9 |
| 3. A moderate problem | 119 | 30.6 | 4911 | 31.7 |
| 4. A serious problem | 160 | 41.1 | 5546 | 35.8 |
| 5. Don't Know | 37 | 9.5 | 1417 | 9.2 |
| 9. Unanswered | 5 | 1.3 | 218 | 1.4 |

1g. How much of a problem do you think each of the following is among youth (6th – 12th grade) in your community? Depression



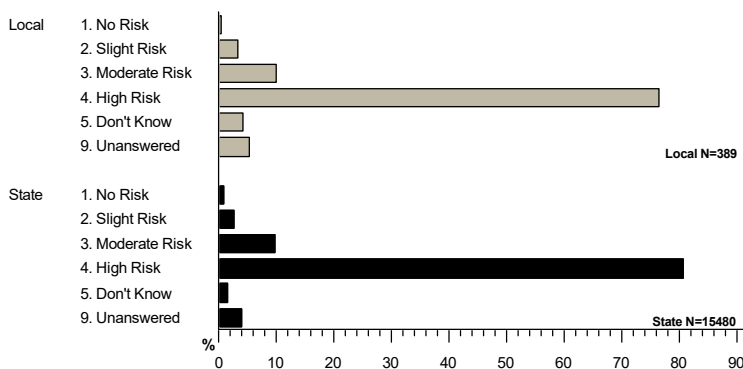
| Answer | Local | | State | |
|-----------------------|-------|------|-------|------|
| | Count | % | Count | % |
| 1. Not a problem | 1 | 0.3 | 418 | 2.7 |
| 2. A minor problem | 16 | 4.1 | 893 | 5.8 |
| 3. A moderate problem | 99 | 25.4 | 3733 | 24.1 |
| 4. A serious problem | 243 | 62.5 | 8841 | 57.1 |
| 5. Don't Know | 28 | 7.2 | 1365 | 8.8 |
| 9. Unanswered | 2 | 0.5 | 230 | 1.5 |

1h. How much of a problem do you think each of the following is among youth (6th – 12th grade) in your community? Suicide



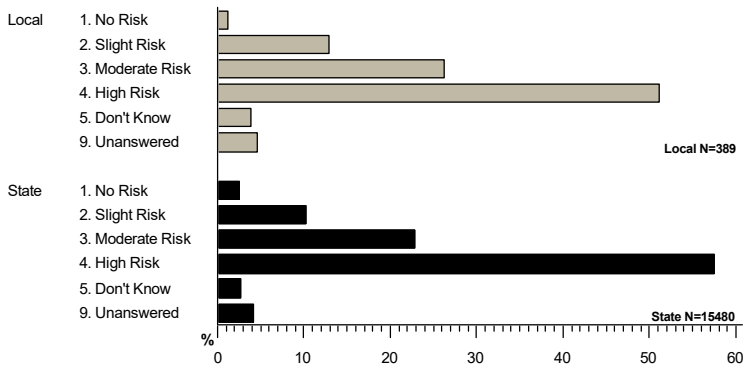
| Answer | Local | | State | |
|-----------------------|-------|------|-------|------|
| | Count | % | Count | % |
| 1. Not a problem | 3 | 0.8 | 763 | 4.9 |
| 2. A minor problem | 54 | 13.9 | 1905 | 12.3 |
| 3. A moderate problem | 118 | 30.3 | 4063 | 26.2 |
| 4. A serious problem | 155 | 39.8 | 6492 | 41.9 |
| 5. Don't Know | 56 | 14.4 | 1975 | 12.8 |
| 9. Unanswered | 3 | 0.8 | 282 | 1.8 |

2a. How much do you think people risk harming themselves and others when they drive under the influence of alcohol?



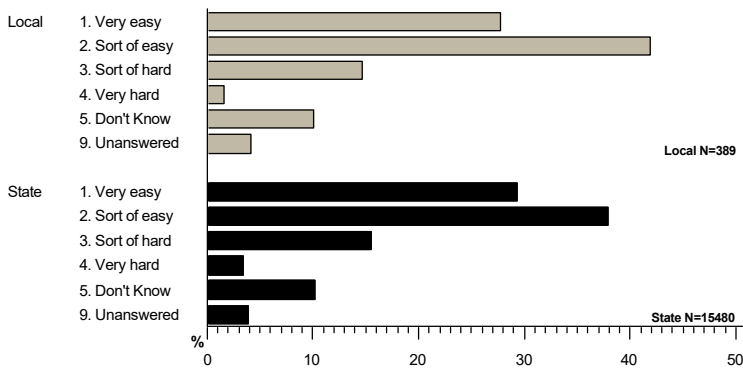
| Answer | Local | | State | |
|------------------|-------|------|-------|------|
| | Count | % | Count | % |
| 1. No Risk | 2 | 0.5 | 155 | 1.0 |
| 2. Slight Risk | 13 | 3.3 | 422 | 2.7 |
| 3. Moderate Risk | 39 | 10.0 | 1537 | 9.9 |
| 4. High Risk | 297 | 76.3 | 12478 | 80.6 |
| 5. Don't Know | 17 | 4.4 | 256 | 1.7 |
| 9. Unanswered | 21 | 5.4 | 632 | 4.1 |

2b. How much do you think people risk harming themselves and others when they drive under the influence of marijuana?



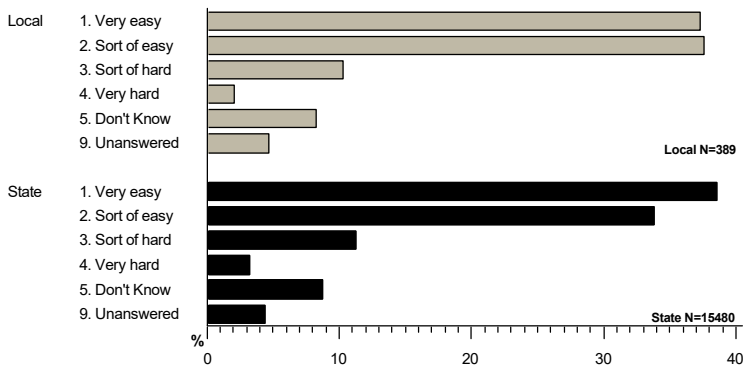
| Answer | Local | | State | |
|------------------|-------|------|-------|------|
| | Count | % | Count | % |
| 1. No Risk | 5 | 1.3 | 384 | 2.5 |
| 2. Slight Risk | 50 | 12.9 | 1598 | 10.3 |
| 3. Moderate Risk | 102 | 26.2 | 3538 | 22.9 |
| 4. High Risk | 199 | 51.2 | 8900 | 57.5 |
| 5. Don't Know | 15 | 3.9 | 418 | 2.7 |
| 9. Unanswered | 18 | 4.6 | 642 | 4.1 |

3a. If a youth (6th - 12th grade) wanted to get some alcohol, how easy would it be for them to get some?



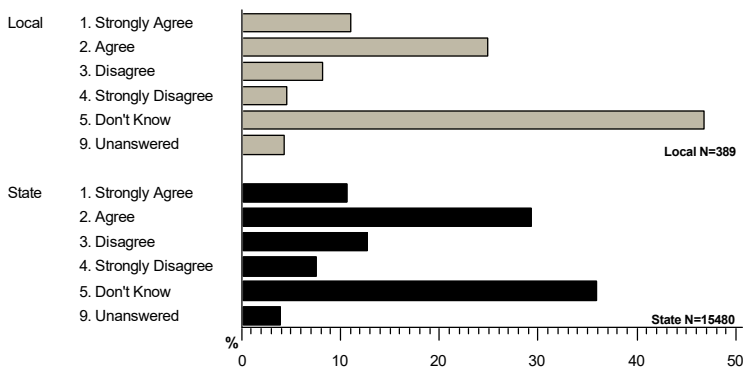
| Answer | Local | | State | |
|-----------------|-------|------|-------|------|
| | Count | % | Count | % |
| 1. Very easy | 108 | 27.8 | 4528 | 29.3 |
| 2. Sort of easy | 163 | 41.9 | 5858 | 37.8 |
| 3. Sort of hard | 57 | 14.7 | 2402 | 15.5 |
| 4. Very hard | 6 | 1.5 | 520 | 3.4 |
| 5. Don't Know | 39 | 10.0 | 1572 | 10.2 |
| 9. Unanswered | 16 | 4.1 | 600 | 3.9 |

3b. If a youth (6th - 12th grade) wanted to get some marijuana, how easy would it be for them to get some?



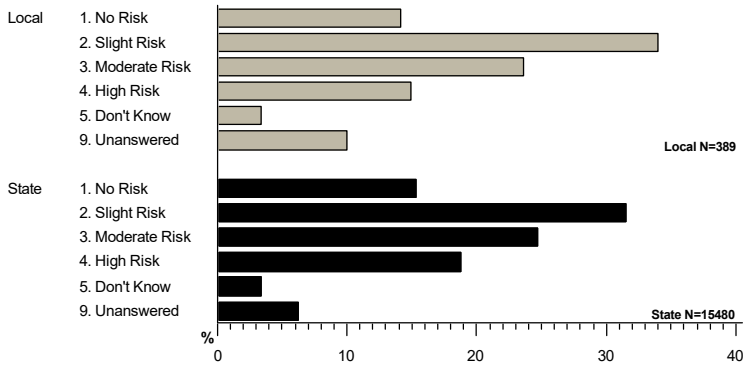
| Answer | Local | | State | |
|-----------------|-------|------|-------|------|
| | Count | % | Count | % |
| 1. Very easy | 145 | 37.3 | 5970 | 38.6 |
| 2. Sort of easy | 146 | 37.5 | 5240 | 33.9 |
| 3. Sort of hard | 40 | 10.3 | 1742 | 11.3 |
| 4. Very hard | 8 | 2.1 | 505 | 3.3 |
| 5. Don't Know | 32 | 8.2 | 1346 | 8.7 |
| 9. Unanswered | 18 | 4.6 | 677 | 4.4 |

4. Law enforcement personnel in our community are effective when they respond to calls and requests about underage alcohol and drug use at parties or gatherings.



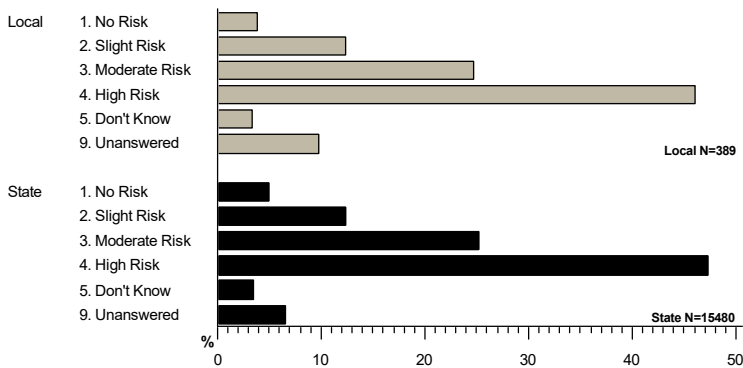
| Answer | Local | | State | |
|----------------------|-------|------|-------|------|
| | Count | % | Count | % |
| 1. Strongly Agree | 43 | 11.1 | 1649 | 10.7 |
| 2. Agree | 97 | 24.9 | 4541 | 29.3 |
| 3. Disagree | 32 | 8.2 | 1967 | 12.7 |
| 4. Strongly Disagree | 18 | 4.6 | 1168 | 7.5 |
| 5. Don't Know | 182 | 46.8 | 5546 | 35.8 |
| 9. Unanswered | 17 | 4.4 | 609 | 3.9 |

5a. How much do you think youth (6th-12th grade) risk harming themselves if they try marijuana once or twice?



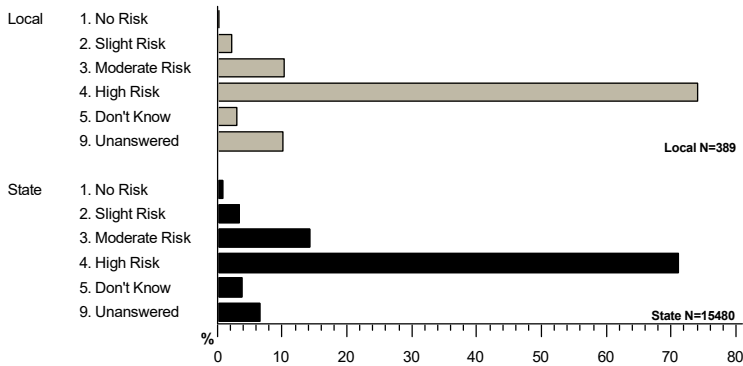
| Answer | Local | | State | |
|------------------|-------|------|-------|------|
| | Count | % | Count | % |
| 1. No Risk | 55 | 14.1 | 2369 | 15.3 |
| 2. Slight Risk | 132 | 33.9 | 4885 | 31.6 |
| 3. Moderate Risk | 92 | 23.7 | 3822 | 24.7 |
| 4. High Risk | 58 | 14.9 | 2913 | 18.8 |
| 5. Don't Know | 13 | 3.3 | 528 | 3.4 |
| 9. Unanswered | 39 | 10.0 | 963 | 6.2 |

5b. How much do you think youth (6th-12th grade) risk harming themselves if they use marijuana regularly (once or twice a week)?



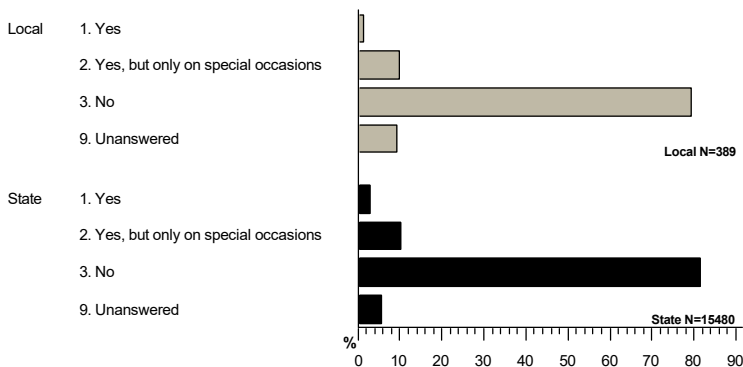
| Answer | Local | | State | |
|------------------|-------|------|-------|------|
| | Count | % | Count | % |
| 1. No Risk | 15 | 3.9 | 777 | 5.0 |
| 2. Slight Risk | 48 | 12.3 | 1910 | 12.3 |
| 3. Moderate Risk | 96 | 24.7 | 3909 | 25.3 |
| 4. High Risk | 179 | 46.0 | 7316 | 47.3 |
| 5. Don't Know | 13 | 3.3 | 547 | 3.5 |
| 9. Unanswered | 38 | 9.8 | 1021 | 6.6 |

5c. How much do you think youth (6th-12th grade) risk harming themselves if they use medication without a prescription or in a way other than prescribed?



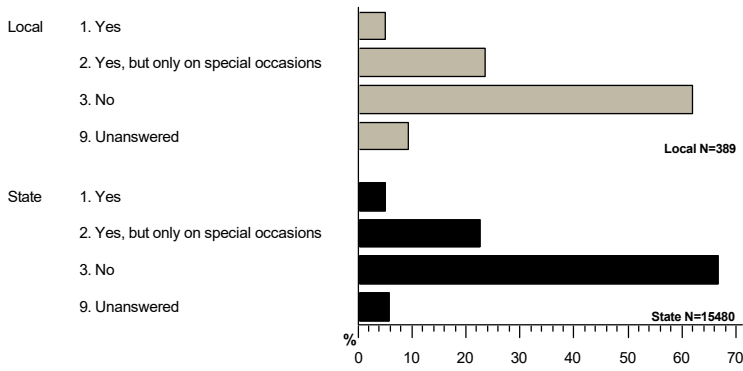
| Answer | Local | | State | |
|------------------|-------|------|-------|------|
| | Count | % | Count | % |
| 1. No Risk | 1 | 0.3 | 141 | 0.9 |
| 2. Slight Risk | 9 | 2.3 | 526 | 3.4 |
| 3. Moderate Risk | 40 | 10.3 | 2203 | 14.2 |
| 4. High Risk | 288 | 74.0 | 11011 | 71.1 |
| 5. Don't Know | 12 | 3.1 | 594 | 3.8 |
| 9. Unanswered | 39 | 10.0 | 1005 | 6.5 |

6. Do you think it is OK for teenagers to drink at parties if they don't get drunk?



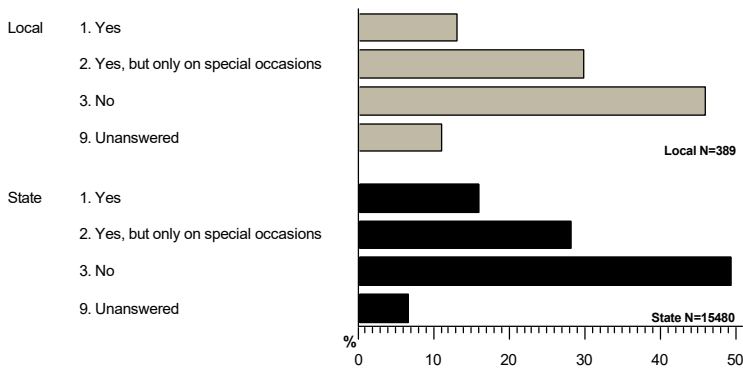
| Answer | Local | | State | |
|---------------------------------------|-------|------|-------|------|
| | Count | % | Count | % |
| 1. Yes | 5 | 1.3 | 426 | 2.8 |
| 2. Yes, but only on special occasions | 39 | 10.0 | 1557 | 10.1 |
| 3. No | 309 | 79.4 | 12617 | 81.5 |
| 9. Unanswered | 36 | 9.3 | 880 | 5.7 |

7. Do you think it is OK for parents to offer their teenage children alcoholic beverages in their home?



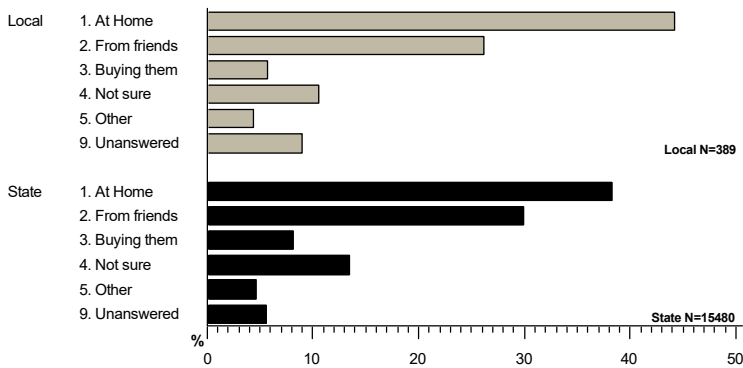
| Answer | Local | | State | |
|---------------------------------------|-------|------|-------|------|
| | Count | % | Count | % |
| 1. Yes | 20 | 5.1 | 774 | 5.0 |
| 2. Yes, but only on special occasions | 92 | 23.7 | 3508 | 22.7 |
| 3. No | 241 | 62.0 | 10308 | 66.6 |
| 9. Unanswered | 36 | 9.3 | 890 | 5.7 |

8. Do you think most adults in our community feel it is OK for parents to offer their teenage children alcoholic beverages in their home?



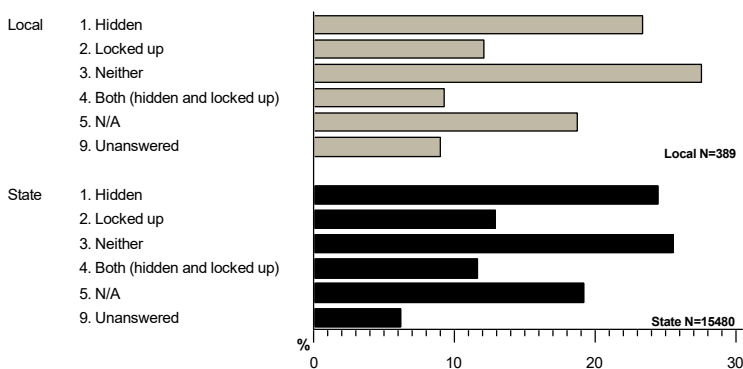
| Answer | Local | | State | |
|---------------------------------------|-------|------|-------|------|
| | Count | % | Count | % |
| 1. Yes | 51 | 13.1 | 2464 | 15.9 |
| 2. Yes, but only on special occasions | 116 | 29.8 | 4357 | 28.1 |
| 3. No | 179 | 46.0 | 7626 | 49.3 |
| 9. Unanswered | 43 | 11.1 | 1033 | 6.7 |

9. Where do you think youth usually get prescription drugs not prescribed to them by a doctor?



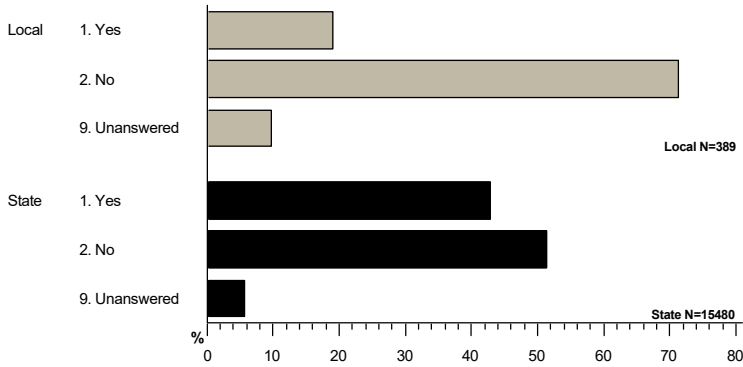
| Answer | Local | | State | |
|-----------------|-------|------|-------|------|
| | Count | % | Count | % |
| 1. At Home | 172 | 44.2 | 5926 | 38.3 |
| 2. From friends | 102 | 26.2 | 4638 | 30.0 |
| 3. Buying them | 22 | 5.7 | 1259 | 8.1 |
| 4. Not sure | 41 | 10.5 | 2077 | 13.4 |
| 5. Other | 17 | 4.4 | 723 | 4.7 |
| 9. Unanswered | 35 | 9.0 | 857 | 5.5 |

10. If you currently have prescription medication at your home, where is the medication usually kept?



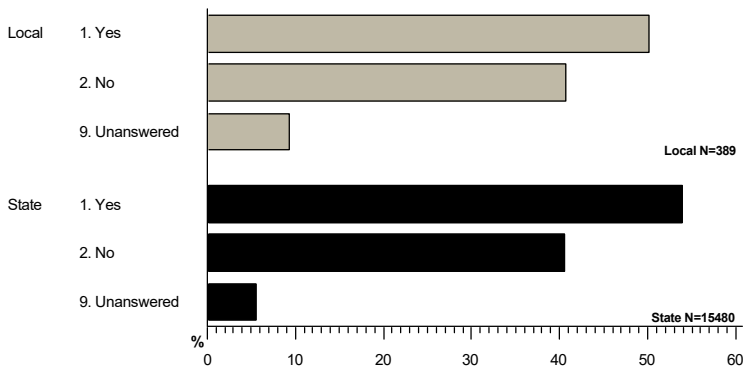
| Answer | Local | | State | |
|--------------------------------|-------|------|-------|------|
| | Count | % | Count | % |
| 1. Hidden | 91 | 23.4 | 3790 | 24.5 |
| 2. Locked up | 47 | 12.1 | 1999 | 12.9 |
| 3. Neither | 107 | 27.5 | 3950 | 25.5 |
| 4. Both (hidden and locked up) | 36 | 9.3 | 1800 | 11.6 |
| 5. N/A | 73 | 18.8 | 2975 | 19.2 |
| 9. Unanswered | 35 | 9.0 | 966 | 6.2 |

11. There is a group of volunteers in your community who are working to reduce youth alcohol and other drug use. Are you aware of this group/coalition?



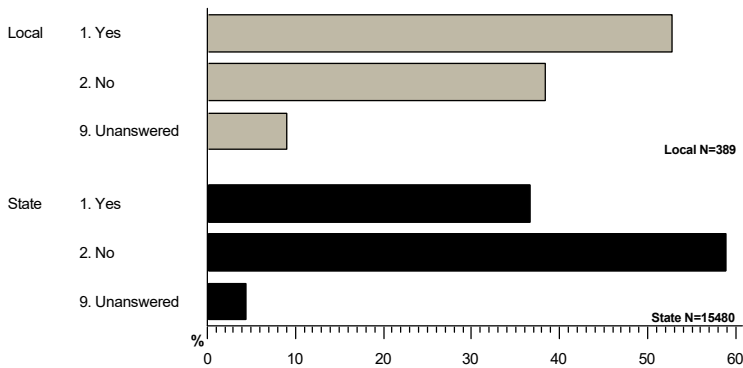
| Answer | Local | | State | |
|---------------|-------|------|-------|------|
| | Count | % | Count | % |
| 1. Yes | 74 | 19.0 | 6629 | 42.8 |
| 2. No | 277 | 71.2 | 7962 | 51.4 |
| 9. Unanswered | 38 | 9.8 | 889 | 5.7 |

12. Do you know where in your community you could get rid of prescription drugs that you no longer need?



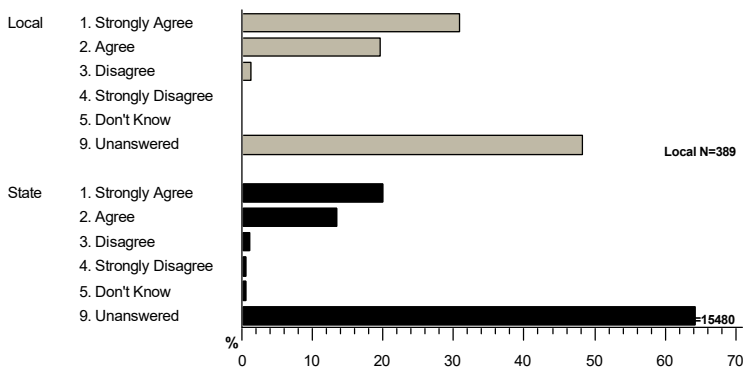
| Answer | Local | | State | |
|---------------|-------|------|-------|------|
| | Count | % | Count | % |
| 1. Yes | 195 | 50.1 | 8349 | 53.9 |
| 2. No | 158 | 40.6 | 6266 | 40.5 |
| 9. Unanswered | 36 | 9.3 | 865 | 5.6 |

13. Are you a parent or guardian with any children in 6th – 12th grade?



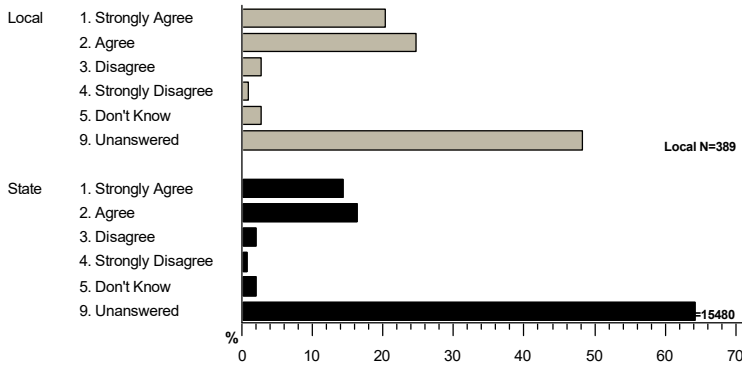
| Answer | Local | | State | |
|---------------|-------|------|-------|------|
| | Count | % | Count | % |
| 1. Yes | 205 | 52.7 | 5674 | 36.7 |
| 2. No | 149 | 38.3 | 9118 | 58.9 |
| 9. Unanswered | 35 | 9.0 | 688 | 4.4 |

14a. I know what to say to my child about drugs (alcohol, tobacco, marijuana, and other drugs).



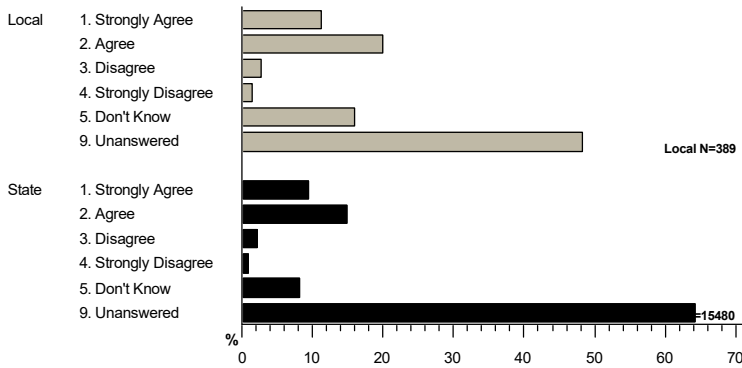
| Answer | Local | | State | |
|----------------------|-------|------|-------|------|
| | Count | % | Count | % |
| 1. Strongly Agree | 120 | 30.8 | 3098 | 20.0 |
| 2. Agree | 76 | 19.5 | 2096 | 13.5 |
| 3. Disagree | 5 | 1.3 | 173 | 1.1 |
| 4. Strongly Disagree | 0 | 0.0 | 102 | 0.7 |
| 5. Don't Know | 0 | 0.0 | 86 | 0.6 |
| 9. Unanswered | 188 | 48.3 | 9925 | 64.1 |

14b. What I say will have an influence on whether my child uses drugs (alcohol, tobacco, marijuana, and other drugs).



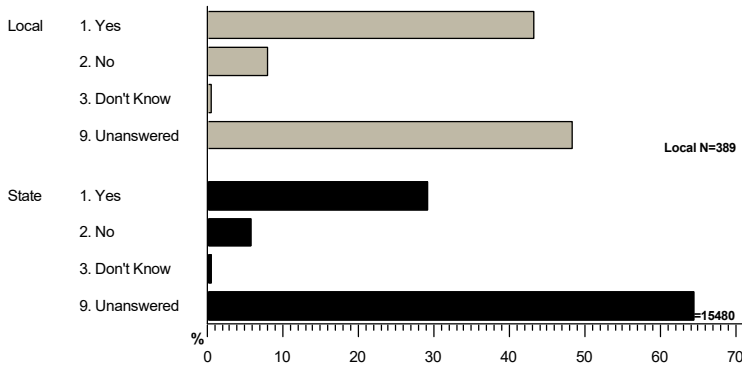
| Answer | Local | | State | |
|----------------------|-------|------|-------|------|
| | Count | % | Count | % |
| 1. Strongly Agree | 79 | 20.3 | 2231 | 14.4 |
| 2. Agree | 96 | 24.7 | 2536 | 16.4 |
| 3. Disagree | 11 | 2.8 | 326 | 2.1 |
| 4. Strongly Disagree | 4 | 1.0 | 122 | 0.8 |
| 5. Don't Know | 11 | 2.8 | 324 | 2.1 |
| 9. Unanswered | 188 | 48.3 | 9941 | 64.2 |

14c. There are places in my community where I can learn more about how to help to prevent my child from using drugs (alcohol, tobacco, marijuana, and other drugs).



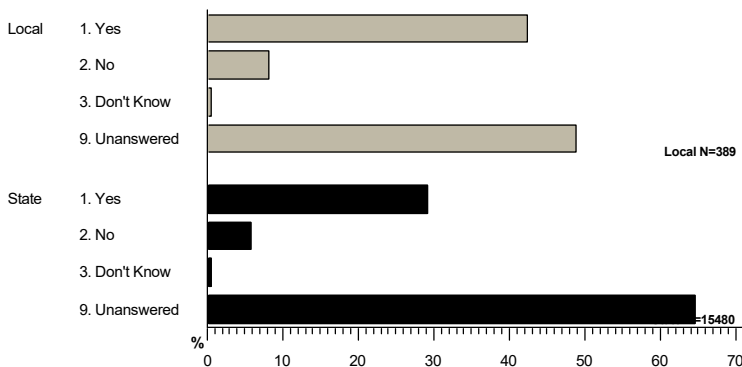
| Answer | Local | | State | |
|----------------------|-------|------|-------|------|
| | Count | % | Count | % |
| 1. Strongly Agree | 44 | 11.3 | 1470 | 9.5 |
| 2. Agree | 78 | 20.1 | 2307 | 14.9 |
| 3. Disagree | 11 | 2.8 | 350 | 2.3 |
| 4. Strongly Disagree | 6 | 1.5 | 153 | 1.0 |
| 5. Don't Know | 62 | 15.9 | 1260 | 8.1 |
| 9. Unanswered | 188 | 48.3 | 9940 | 64.2 |

15a. Have you talked to your child (6th - 12th grade) in the last 3 months about the risks or harms from underage alcohol use?



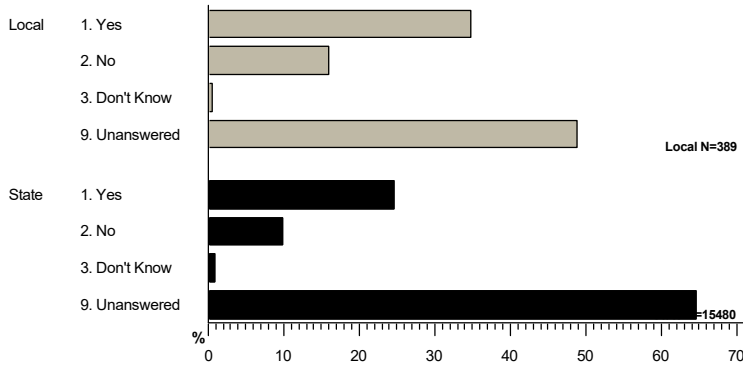
| Answer | Local | | State | |
|---------------|-------|------|-------|------|
| | Count | % | Count | % |
| 1. Yes | 168 | 43.2 | 4512 | 29.1 |
| 2. No | 31 | 8.0 | 908 | 5.9 |
| 3. Don't Know | 2 | 0.5 | 81 | 0.5 |
| 9. Unanswered | 188 | 48.3 | 9979 | 64.5 |

15b. Have you talked to your child (6th - 12th grade) in the last 3 months about the risks or harms from using marijuana?



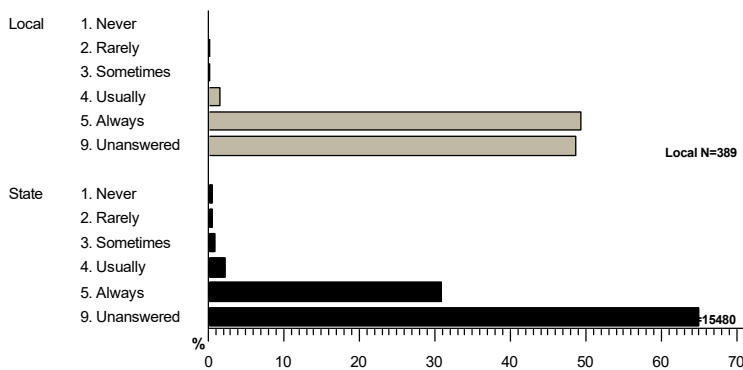
| Answer | Local | | State | |
|---------------|-------|------|-------|------|
| | Count | % | Count | % |
| 1. Yes | 165 | 42.4 | 4506 | 29.1 |
| 2. No | 32 | 8.2 | 888 | 5.7 |
| 3. Don't Know | 2 | 0.5 | 89 | 0.6 |
| 9. Unanswered | 190 | 48.8 | 9997 | 64.6 |

15c. Have you talked to your child (6th - 12th grade) in the last 3 months about the risks from using medication without a prescription or in a way other than prescribed?



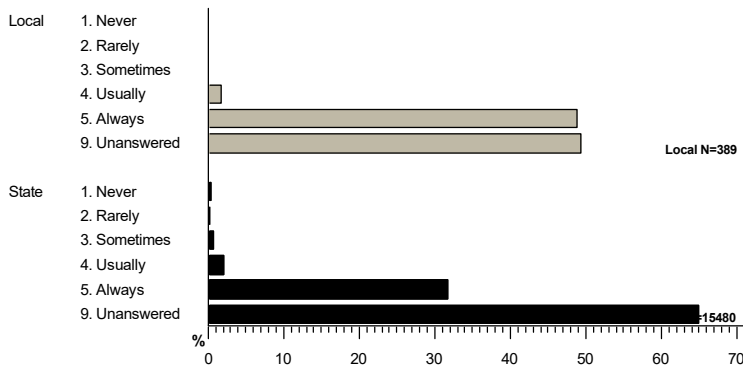
| Answer | Local | | State | |
|---------------|-------|------|-------|------|
| | Count | % | Count | % |
| 1. Yes | 135 | 34.7 | 3809 | 24.6 |
| 2. No | 62 | 15.9 | 1538 | 9.9 |
| 3. Don't Know | 2 | 0.5 | 132 | 0.9 |
| 9. Unanswered | 190 | 48.8 | 10001 | 64.6 |

16a. When your child (6th - 12th grade) goes out in the evening or on the weekend, how often do YOU: Ask who he/she will be with?



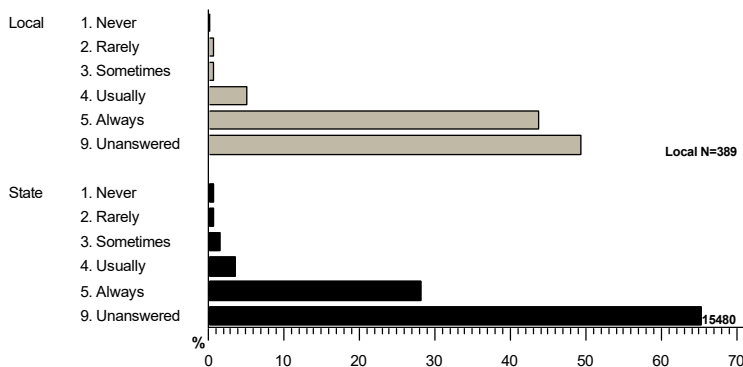
| Answer | Local | | State | |
|---------------|-------|------|-------|------|
| | Count | % | Count | % |
| 1. Never | 0 | 0.0 | 91 | 0.6 |
| 2. Rarely | 1 | 0.3 | 83 | 0.5 |
| 3. Sometimes | 1 | 0.3 | 137 | 0.9 |
| 4. Usually | 6 | 1.5 | 340 | 2.2 |
| 5. Always | 192 | 49.4 | 4778 | 30.9 |
| 9. Unanswered | 189 | 48.6 | 10051 | 64.9 |

16b. When your child (6th - 12th grade) goes out in the evening or on the weekend, how often do YOU: Ask where he/she is going?



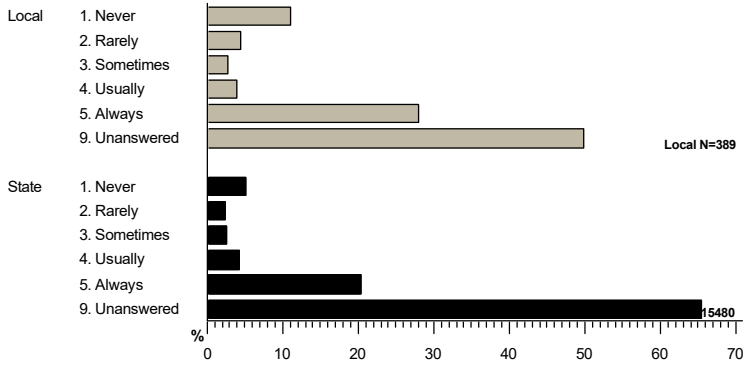
| Answer | Local | | State | |
|---------------|-------|------|-------|------|
| | Count | % | Count | % |
| 1. Never | 0 | 0.0 | 58 | 0.4 |
| 2. Rarely | 0 | 0.0 | 39 | 0.3 |
| 3. Sometimes | 0 | 0.0 | 103 | 0.7 |
| 4. Usually | 7 | 1.8 | 315 | 2.0 |
| 5. Always | 190 | 48.8 | 4904 | 31.7 |
| 9. Unanswered | 192 | 49.4 | 10061 | 65.0 |

16c. When your child (6th - 12th grade) goes out in the evening or on the weekend, how often do YOU: If my child is attending a party, check to see if the party will have adult supervision?



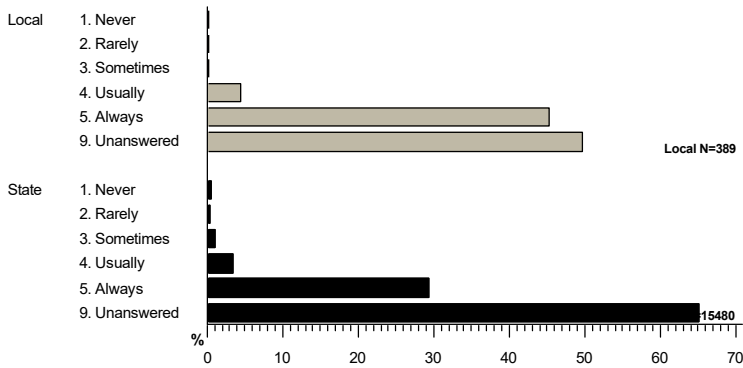
| Answer | Local | | State | |
|---------------|-------|------|-------|------|
| | Count | % | Count | % |
| 1. Never | 1 | 0.3 | 113 | 0.7 |
| 2. Rarely | 3 | 0.8 | 108 | 0.7 |
| 3. Sometimes | 3 | 0.8 | 244 | 1.6 |
| 4. Usually | 20 | 5.1 | 564 | 3.6 |
| 5. Always | 170 | 43.7 | 4352 | 28.1 |
| 9. Unanswered | 192 | 49.4 | 10099 | 65.2 |

16d. When your child (6th - 12th grade) goes out in the evening or on the weekend, how often do YOU: Check to see if your child is under the influence of alcohol or drugs (talk with them, smell breath, and check eyes)?



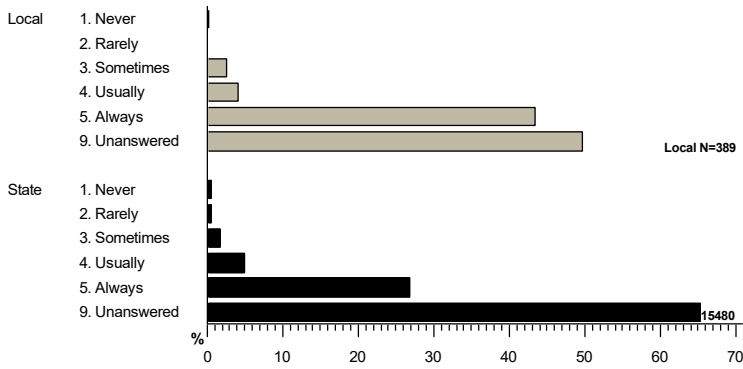
| Answer | Local | | State | |
|---------------|-------|------|-------|------|
| | Count | % | Count | % |
| 1. Never | 43 | 11.1 | 793 | 5.1 |
| 2. Rarely | 17 | 4.4 | 372 | 2.4 |
| 3. Sometimes | 11 | 2.8 | 389 | 2.5 |
| 4. Usually | 15 | 3.9 | 656 | 4.2 |
| 5. Always | 109 | 28.0 | 3143 | 20.3 |
| 9. Unanswered | 194 | 49.9 | 10127 | 65.4 |

16e. When your child (6th - 12th grade) goes out in the evening or on the weekend, how often do YOU: Set a time for your child to be home?



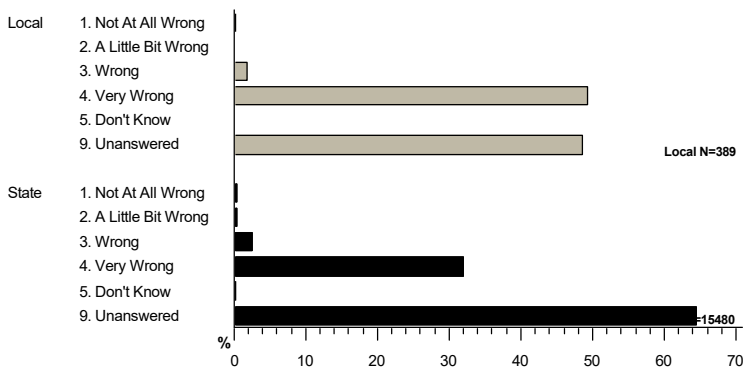
| Answer | Local | | State | |
|---------------|-------|------|-------|------|
| | Count | % | Count | % |
| 1. Never | 1 | 0.3 | 84 | 0.5 |
| 2. Rarely | 1 | 0.3 | 64 | 0.4 |
| 3. Sometimes | 1 | 0.3 | 167 | 1.1 |
| 4. Usually | 17 | 4.4 | 542 | 3.5 |
| 5. Always | 176 | 45.2 | 4542 | 29.3 |
| 9. Unanswered | 193 | 49.6 | 10081 | 65.1 |

16f. When your child (6th - 12th grade) goes out in the evening or on the weekend, how often do YOU: Wait up until your child comes home?



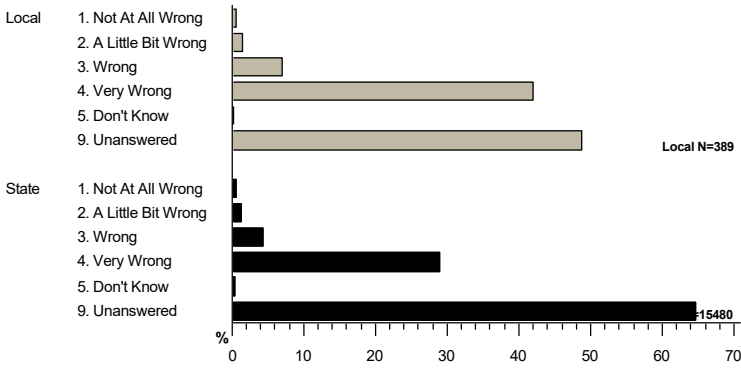
| Answer | Local | | State | |
|---------------|-------|------|-------|------|
| | Count | % | Count | % |
| 1. Never | 1 | 0.3 | 95 | 0.6 |
| 2. Rarely | 0 | 0.0 | 91 | 0.6 |
| 3. Sometimes | 10 | 2.6 | 274 | 1.8 |
| 4. Usually | 16 | 4.1 | 775 | 5.0 |
| 5. Always | 169 | 43.4 | 4136 | 26.7 |
| 9. Unanswered | 193 | 49.6 | 10109 | 65.3 |

17a. How wrong do you think it would be for your child (6th - 12th grade) to have one or two drinks of an alcoholic beverage nearly every day?



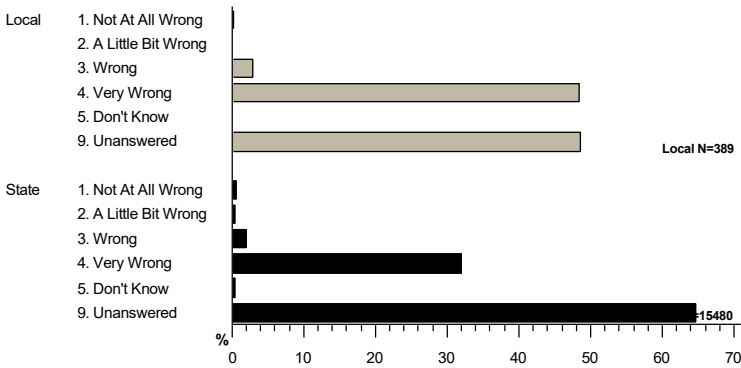
| Answer | Local | | State | |
|-----------------------|-------|------|-------|------|
| | Count | % | Count | % |
| 1. Not At All Wrong | 1 | 0.3 | 70 | 0.5 |
| 2. A Little Bit Wrong | 0 | 0.0 | 50 | 0.3 |
| 3. Wrong | 7 | 1.8 | 392 | 2.5 |
| 4. Very Wrong | 192 | 49.4 | 4947 | 32.0 |
| 5. Don't Know | 0 | 0.0 | 30 | 0.2 |
| 9. Unanswered | 189 | 48.6 | 9991 | 64.5 |

17b. How wrong do you think it would be for your child (6th - 12th grade) to use marijuana?



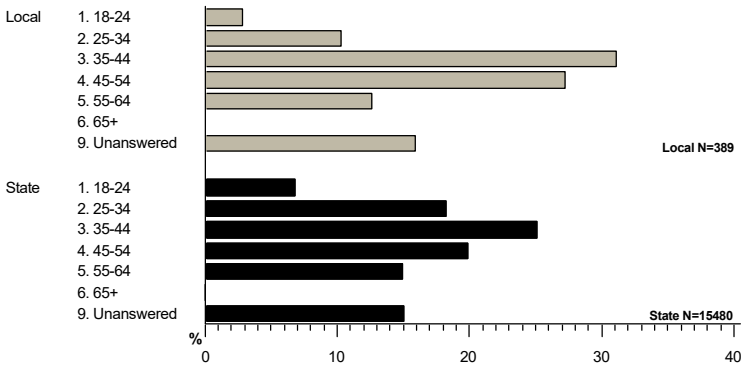
| Answer | Local | | State | |
|-----------------------|-------|------|-------|------|
| | Count | % | Count | % |
| 1. Not At All Wrong | 2 | 0.5 | 85 | 0.5 |
| 2. A Little Bit Wrong | 6 | 1.5 | 192 | 1.2 |
| 3. Wrong | 27 | 6.9 | 664 | 4.3 |
| 4. Very Wrong | 163 | 41.9 | 4478 | 28.9 |
| 5. Don't Know | 1 | 0.3 | 49 | 0.3 |
| 9. Unanswered | 190 | 48.8 | 10012 | 64.7 |

17c. How wrong do you think it would be for your child (6th - 12th grade) to use prescription drugs not prescribed to them?



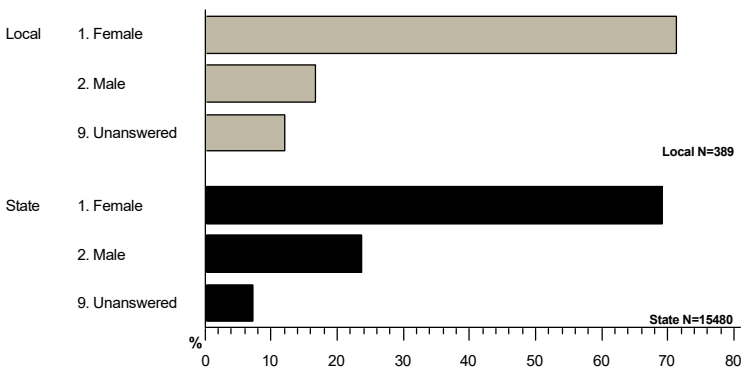
| Answer | Local | | State | |
|-----------------------|-------|------|-------|------|
| | Count | % | Count | % |
| 1. Not At All Wrong | 1 | 0.3 | 80 | 0.5 |
| 2. A Little Bit Wrong | 0 | 0.0 | 49 | 0.3 |
| 3. Wrong | 11 | 2.8 | 320 | 2.1 |
| 4. Very Wrong | 188 | 48.3 | 4961 | 32.0 |
| 5. Don't Know | 0 | 0.0 | 60 | 0.4 |
| 9. Unanswered | 189 | 48.6 | 10010 | 64.7 |

18. What is your age?



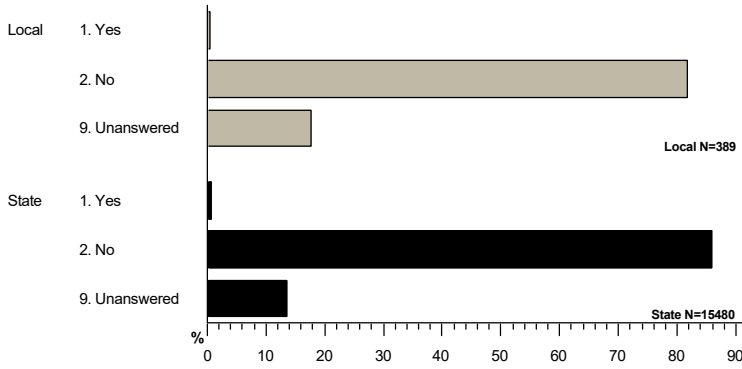
| Answer | Local | | State | |
|---------------|-------|------|-------|------|
| | Count | % | Count | % |
| 1. 18-24 | 11 | 2.8 | 1055 | 6.8 |
| 2. 25-34 | 40 | 10.3 | 2816 | 18.2 |
| 3. 35-44 | 121 | 31.1 | 3888 | 25.1 |
| 4. 45-54 | 106 | 27.2 | 3073 | 19.9 |
| 5. 55-64 | 49 | 12.6 | 2308 | 14.9 |
| 6. 65+ | 0 | 0.0 | 9 | 0.1 |
| 9. Unanswered | 62 | 15.9 | 2331 | 15.1 |

19. What is your gender?



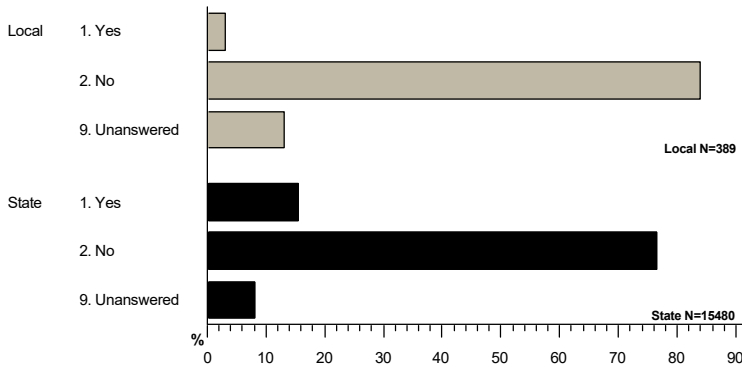
| Answer | Local | | State | |
|---------------|-------|------|-------|------|
| | Count | % | Count | % |
| 1. Female | 277 | 71.2 | 10707 | 69.2 |
| 2. Male | 65 | 16.7 | 3662 | 23.7 |
| 9. Unanswered | 47 | 12.1 | 1111 | 7.2 |

20. Are you transgender?



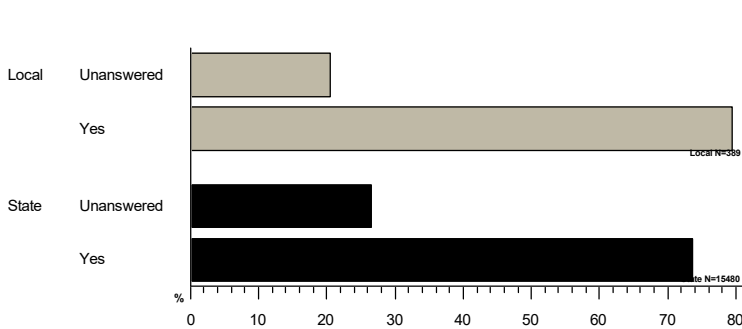
| Answer | Local | | State | |
|---------------|-------|------|-------|------|
| | Count | % | Count | % |
| 1. Yes | 2 | 0.5 | 110 | 0.7 |
| 2. No | 318 | 81.7 | 13282 | 85.8 |
| 9. Unanswered | 69 | 17.7 | 2088 | 13.5 |

21. Are you of Hispanic, Latino/Latina or Spanish origin?



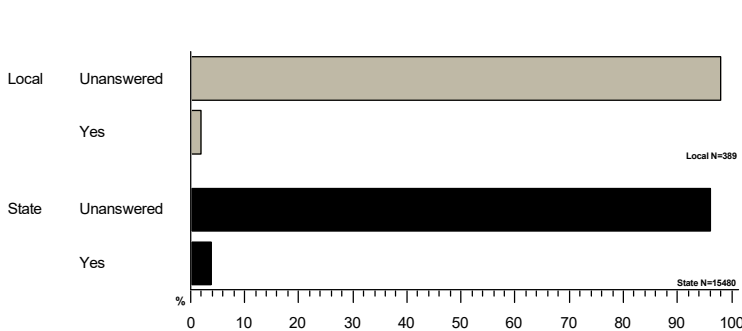
| Answer | Local | | State | |
|---------------|-------|------|-------|------|
| | Count | % | Count | % |
| 1. Yes | 12 | 3.1 | 2404 | 15.5 |
| 2. No | 326 | 83.8 | 11827 | 76.4 |
| 9. Unanswered | 51 | 13.1 | 1249 | 8.1 |

22a. What is your race? White



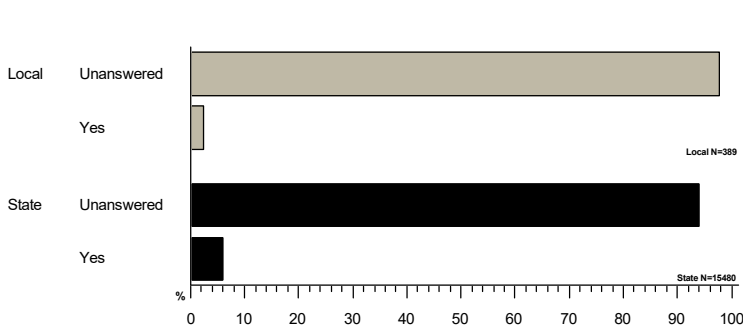
| Answer | Local | | State | |
|------------|-------|------|-------|------|
| | Count | % | Count | % |
| Unanswered | 80 | 20.6 | 4089 | 26.4 |
| Yes | 309 | 79.4 | 11391 | 73.6 |

22b. What is your race? Black or African American



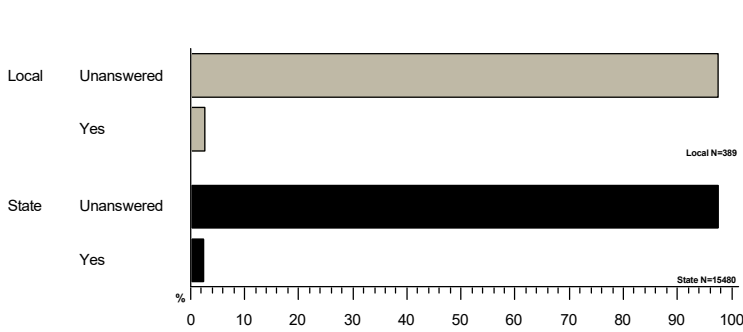
| Answer | Local | | State | |
|------------|-------|------|-------|------|
| | Count | % | Count | % |
| Unanswered | 381 | 97.9 | 14886 | 96.2 |
| Yes | 8 | 2.1 | 594 | 3.8 |

22c. What is your race? American Indian, Alaska Native



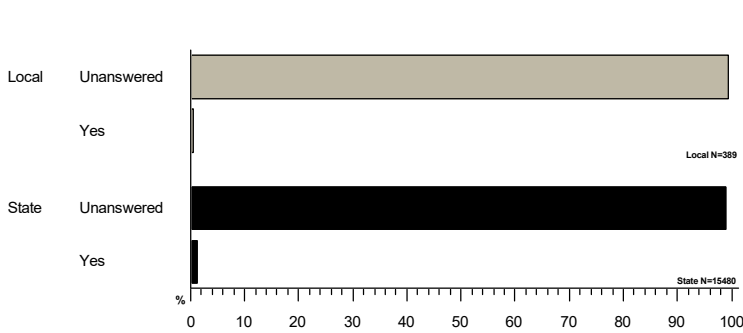
| Answer | Local | | State | |
|------------|-------|------|-------|------|
| | Count | % | Count | % |
| Unanswered | 380 | 97.7 | 14550 | 94.0 |
| Yes | 9 | 2.3 | 930 | 6.0 |

22d. What is your race? Asian or Asian American



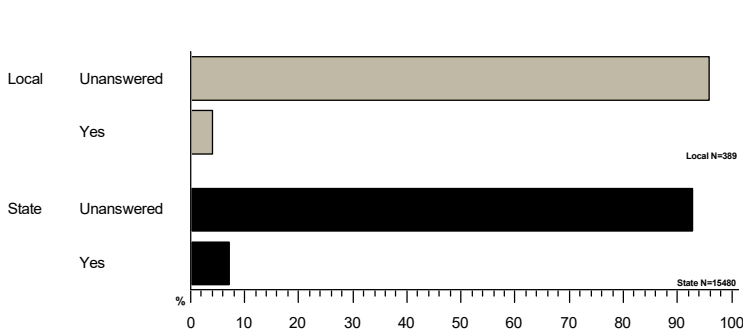
| Answer | Local | | State | |
|------------|-------|------|-------|------|
| | Count | % | Count | % |
| Unanswered | 379 | 97.4 | 15100 | 97.5 |
| Yes | 10 | 2.6 | 380 | 2.5 |

22e. What is your race? Native Hawaiian or other Pacific Islander



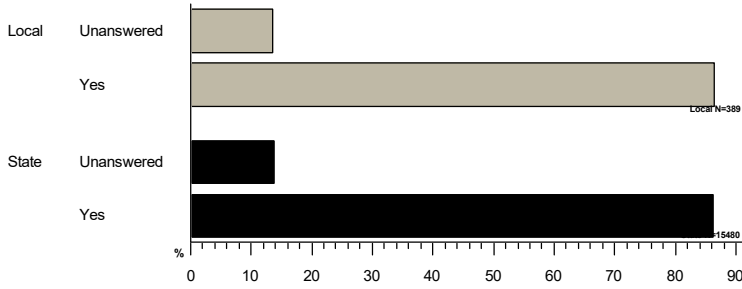
| Answer | Local | | State | |
|------------|-------|------|-------|------|
| | Count | % | Count | % |
| Unanswered | 387 | 99.5 | 15298 | 98.8 |
| Yes | 2 | 0.5 | 182 | 1.2 |

22f. What is your race? Other



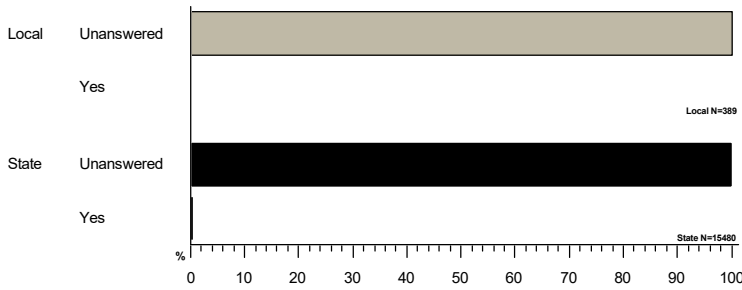
| Answer | Local | | State | |
|------------|-------|------|-------|------|
| | Count | % | Count | % |
| Unanswered | 373 | 95.9 | 14359 | 92.8 |
| Yes | 16 | 4.1 | 1121 | 7.2 |

23a. What languages are spoken in your home? Cambodian/ Khmer



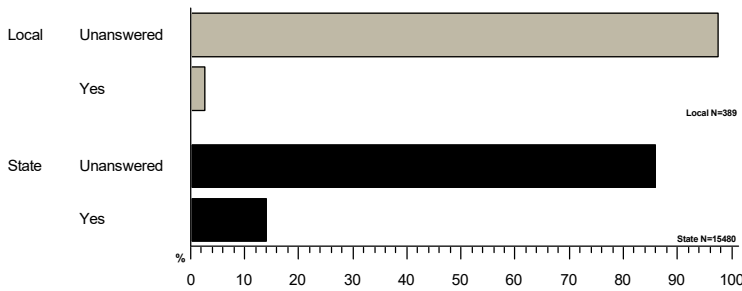
| Answer | Local | | State | |
|------------|-------|------|-------|------|
| | Count | % | Count | % |
| Unanswered | 53 | 13.6 | 2145 | 13.9 |
| Yes | 336 | 86.4 | 13335 | 86.1 |

23b. What languages are spoken in your home? English



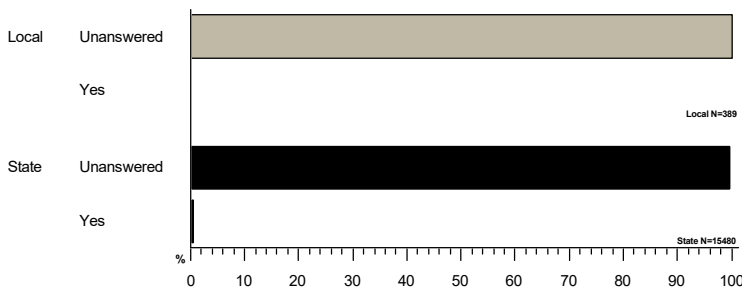
| Answer | Local | | State | |
|------------|-------|-------|-------|------|
| | Count | % | Count | % |
| Unanswered | 389 | 100.0 | 15444 | 99.8 |
| Yes | 0 | 0.0 | 36 | 0.2 |

23c. What languages are spoken in your home? Russian



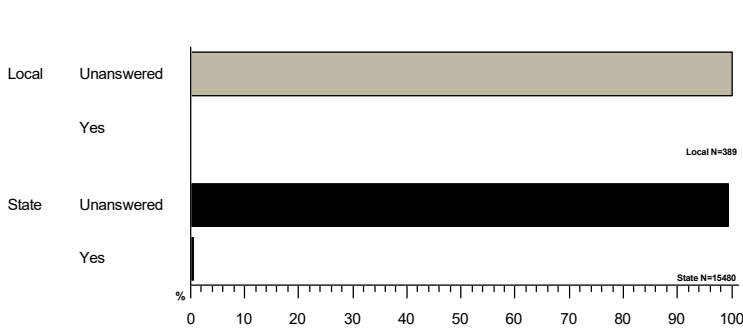
| Answer | Local | | State | |
|------------|-------|------|-------|------|
| | Count | % | Count | % |
| Unanswered | 379 | 97.4 | 13301 | 85.9 |
| Yes | 10 | 2.6 | 2179 | 14.1 |

23d. What languages are spoken in your home? Somali



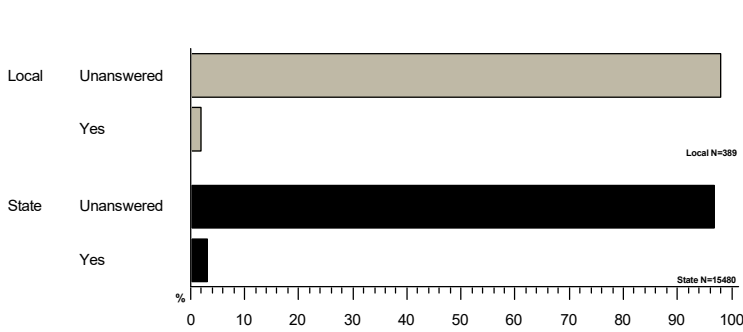
| Answer | Local | | State | |
|------------|-------|-------|-------|------|
| | Count | % | Count | % |
| Unanswered | 389 | 100.0 | 15407 | 99.5 |
| Yes | 0 | 0.0 | 73 | 0.5 |

23e. What languages are spoken in your home? Spanish



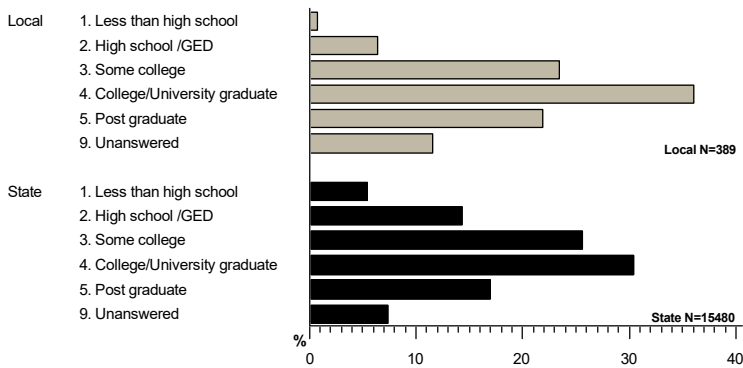
| Answer | Local | | State | |
|------------|-------|-------|-------|------|
| | Count | % | Count | % |
| Unanswered | 389 | 100.0 | 15402 | 99.5 |
| Yes | 0 | 0.0 | 78 | 0.5 |

23f. What languages are spoken in your home? Other



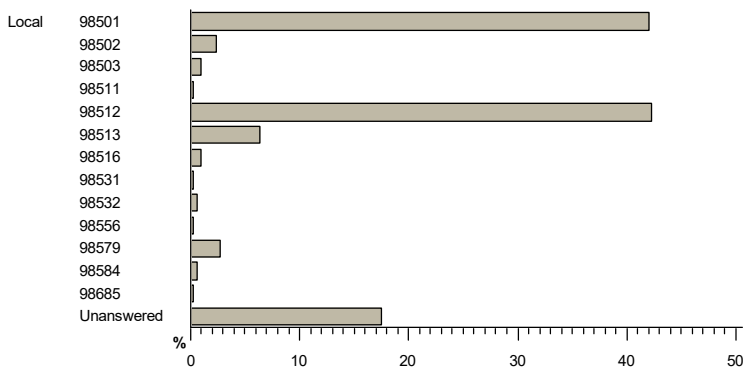
| Answer | Local | | State | |
|------------|-------|------|-------|------|
| | Count | % | Count | % |
| Unanswered | 381 | 97.9 | 14991 | 96.8 |
| Yes | 8 | 2.1 | 489 | 3.2 |

24. What is the highest degree or level of school you completed?



| Answer | Local | | State | |
|--------------------------------|-------|------|-------|------|
| | Count | % | Count | % |
| 1. Less than high school | 3 | 0.8 | 839 | 5.4 |
| 2. High school /GED | 25 | 6.4 | 2214 | 14.3 |
| 3. Some college | 91 | 23.4 | 3955 | 25.5 |
| 4. College/University graduate | 140 | 36.0 | 4703 | 30.4 |
| 5. Post graduate | 85 | 21.9 | 2629 | 17.0 |
| 9. Unanswered | 45 | 11.6 | 1140 | 7.4 |

25. What is your zip code where you live most of the time?



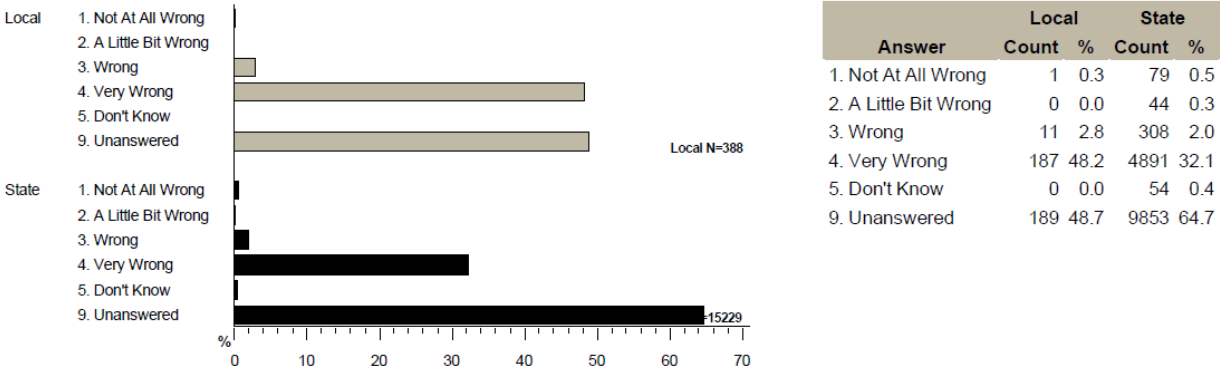
| 98501 | 98502 | 98503 | 98511 | 98512 | 98513 | 98516 |
|-------|-------|-------|-------|-------|-------|-------|
| Local | 139 | 8 | 3 | 1 | 140 | 21 |

| 98531 | 98532 | 98556 | 98579 | 98584 | 98685 | Unanswered |
|------------|-------|-------|-------|-------|-------|------------|
| Local | 1 | 2 | 1 | 9 | 2 | 1 |
| Unanswered | 1 | 2 | 1 | 9 | 2 | 1 |

2018 Tumwater CPWI Community Survey Results

Correction for question 17c

17c. How wrong do you think it would be for your child (6th - 12th grade) to use prescription drugs not prescribed to them?



Note: Correction on response counts due to translation error in question 17c Hispanic version.